

QB Series ELECTRIC CLEAN WATER PUMP

QB series clean water pumps are high efficient household electric pumps, with the miniature heavy-duty electric motor and the peripheral pump couple directly. They have the advantages of simple construction, small measurement, light weight, higher head, easy operation and maintenance.

They do well in carrying clean water or the liquid whose physical and chemical nature similar to clean water; not exceeding 40°C. They are ideal for household well water pumping, water injection supplying, car washing, and garden watering etc.



DB-750A

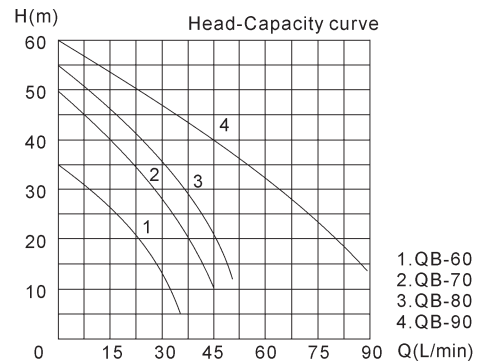
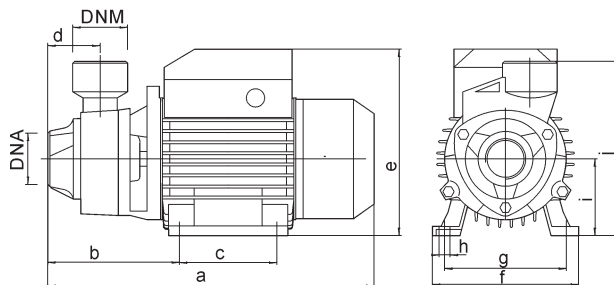
CONSTRUCTION:

PUMP Peripheral

Pump Body: Cast Iron
Impeller: Brass
Mechanical Seal: Carbon / Ceramic / Stainless steel
Front cover: Cast Iron / Aluminium with Brass insert

MOTOR Single Phase Heavy Duty Continuous Work

Motor Housing: Aluminium
Shaft: Carbon Steel / Stainless Steel
Insulation: Class B / Class F
Protection: IP44 / IP54
Cooling: External ventilation

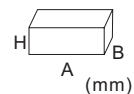


OVERALL & INSTALLATION DIMENSIONS

Model	DIMENSIONS (mm)														
	DNA	DNM	a	b	c	d	e	f	g	h	i	j	k	l	m
QB-60	1"	1"	265	110	80	45	151	118	100	10	63	138	--	--	--
QB-70	1"	1"	305	122	90	50	181	136	112	10	71	150	--	--	--
QB-80	1.5"	1.5"	305	122	90	50	181	136	112	10	71	150	--	--	--
QB-90	1.5"	1.5"	380	138	100	68	182	180	162	10	80	156	--	--	--

PERFORMANCE SPECIFICATIONS

Model	Power		Q.max. L/min	H.max. m	Suct.max. m	Speed r.p.m	Inlet/Outlet mm	PACKAGE DIMENSIONS & G.W.			
	HP	kW						A	B	H	kg
QB-60	0.5	0.37	35	35	9	2850	25x25	285	145	175	5.3
QB-70	0.75	0.55	45	50			25x25	335	180	200	9.5
QB-80	1	0.75	50	55			40x40	335	180	200	10.0
QB-90	1.5	1.1	90	60			40x40	425	200	225	22.0



* 110V, 110V/220V, 60Hz etc. models are available on request.