



Myers[®]
ENGINEERED PRODUCTS

SUBMERSIBLE NON-CLOG PUMP SYSTEMS



SATISFYING PUMPING NEEDS AT THE LOWEST COST OVER THE LIFE OF THE SYSTEM.

Myers optimizes system efficiencies with complete engineering services, providing cost-effective solutions and immediate cost savings when planning a pump station. Myers collection system design service provides a comprehensive analysis and design of the complete network, ensuring the system operates at peak efficiencies under various running conditions. Myers software programs provide the engineering tools to properly design the ideal station, including the number of pumps, type of controls and lift system.

MYERS QUALITY ENGINEERED DESIGNS PROVIDE ECONOMIC AND ENVIRONMENTAL VALUE OVER THE LIFE OF THE SYSTEM.

- High efficiencies
- Non-clogging
- Reliable operation
- Low maintenance
- Low system operation costs

SYSTEMS ARE AVAILABLE FOR WET OR DRY PIT INSTALLATIONS

Models available for hazardous locations

- F.M., Class 1, Div. 1, Group C and/or D

WIDE SELECTION OF HIGH PERFORMANCE SYSTEMS

- 3" to 12" discharge sizes
- Capacities to 8,000 GPM
- Heads to 280 feet
- Ratings to 125 HP

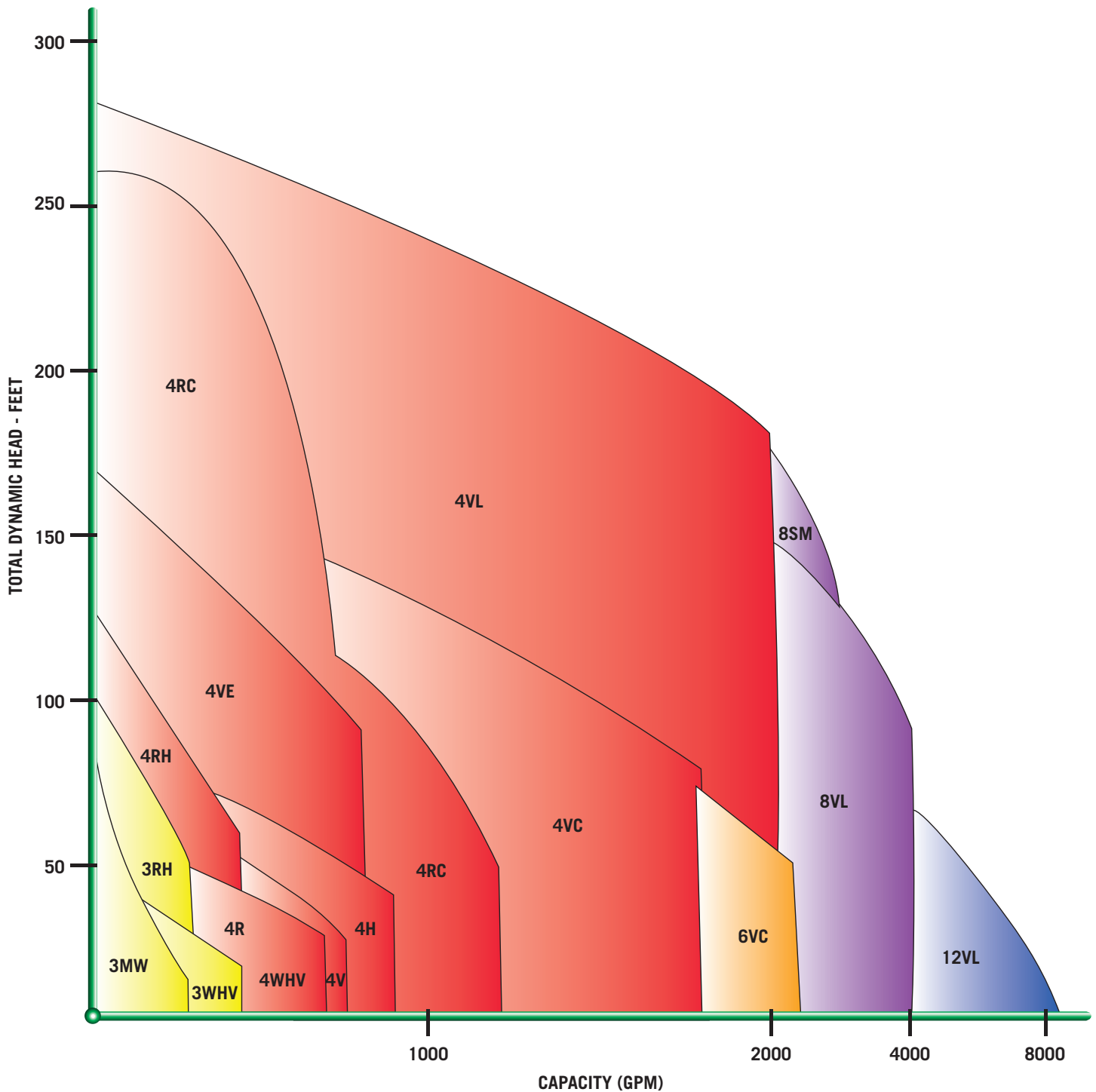


SUBMERSIBLE NON-CLOG SOLIDS HANDLING PUMPS



GUARANTEED PERFORMANCE

- All pumps tested to Hydraulic Institute Standards
- Certified tests meet Hydraulic Institute Standards



QUALITY DESIGN FEATURES PROVIDE MAXIMUM VALUE

- QUALITY DESIGN
- LONG LIFE
- RELIABLE OPERATION
- HIGH EFFICIENCY

HEAVY DUTY CASTINGS

- High tensile strength
- Durable for extreme duty

TRIPLE SEALED CABLE

- Best protection against water penetration
- Completely potted with epoxy resin
- Compression rubber bushing
- Moisture blocking connectors

OIL FILLED HOUSINGS

- Motor and lower seal housings
- Highest efficiency for heat dissipation
- Permanent bearing and seal lubrication
- Prevents moisture entry, condensation
- Environmentally safe

HEAVY DUTY BALL BEARINGS

- Upper and lower shaft support
- Support axial and radial loads
- Smooth, quiet operation
- Minimum 50,000 hour B10 life (worst efficiency point)
- Exceeds 100,000 hour B10 life (most running conditions)

PREMIUM MOTOR

- High efficiency
- VFD rated
- Class H insulation: 3 phase 4RH, 4/6VH, 4VHA, 4RC, 4VE, 4/6VC, 4VL, 8VL, 8SM, 12VL
- Class F insulation: 3 phase 3V, 3WHV, 4V, 4R, 4WHV and 1 phase motors
- Overload protection

TANDEM SHAFT SEALS

- Work independently for double protection
- Operate in clean oil for long life
- Industry standard, readily available
- Standard: Carbon/Ceramic
 - Optional: Tungsten/Carbide
 - Silicon/Carbide

MOISTURE PROTECTION PROBES

- Stainless steel construction

HEAVY STAINLESS STEEL SHAFT

- Prevents deflection
- Corrosion resistant

HIGH EFFICIENCY IMPELLER

- Energy efficient design
- Pump-out vanes on top shroud
 - Balance axial thrust loads
 - Flush out solids
 - Keeps seal clean
- Dynamically balanced
- Choice of vaned or recessed designs
- Tough, ductile iron construction

BRONZE WEAR RING

(REPLACEABLE)

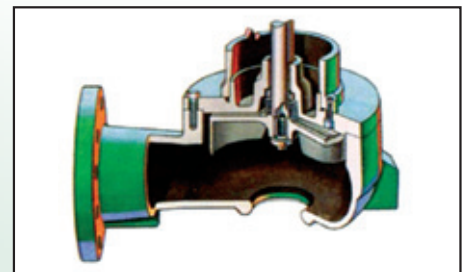
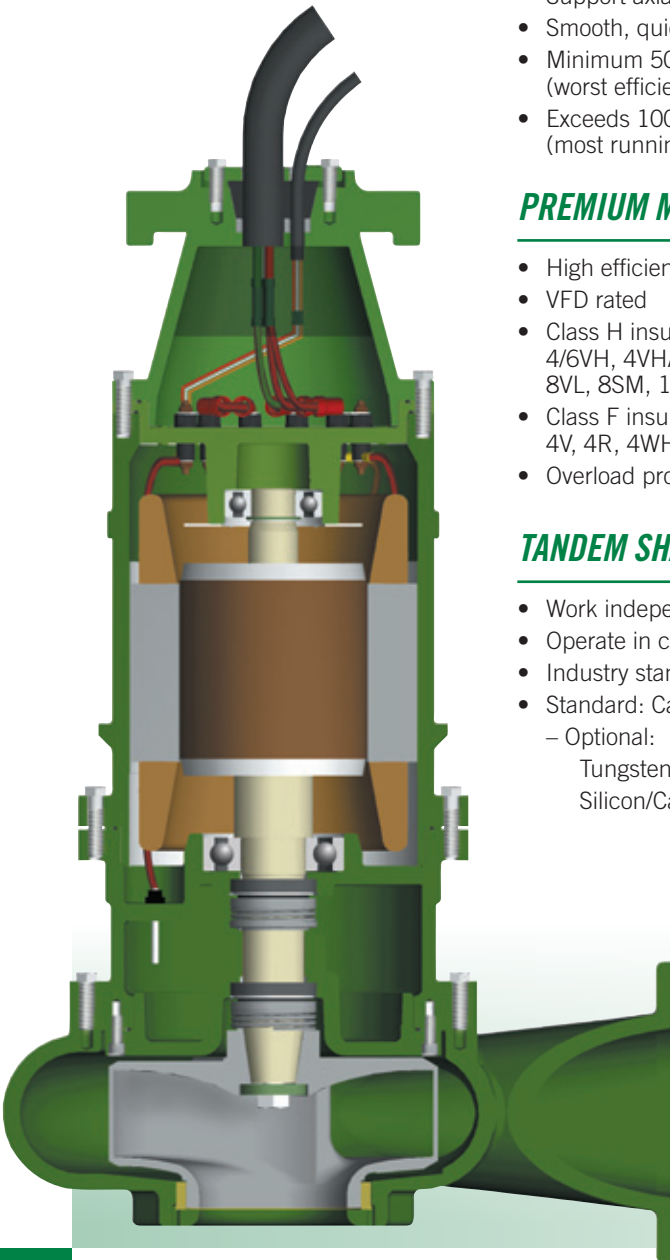
- Maintains peak operating efficiencies


NON-CLOGGING VOLUTE

- High efficiency hydraulics
- Even fluid flow
- No solids accumulation

OPTIONAL RECESSED VORTEX IMPELLERS

- For pumping difficult materials such as stringy trash and slurries
- Quiet, vibration-free running when operating at heads higher than peak efficiency
- No close clearances to cause binding or wear
- Models 3RH, 4R, 4RH, 4RC





SUPERIOR POWER DESIGN

Myers provides the highest quality, longest life drive system. The high efficiency motors (Class F and Class H rated insulation for VFD operation) run cooler in oil (Class B temperature rise), providing double the motor life of any air filled design.

BALANCED, LOW BEARING LOAD

Myers superior hydraulic design greatly reduces shaft loading and bearing size requirements. Myers unique nonconstant velocity volute design allows the volute cutwater to be at a greater distance from the impeller, resulting in a 25% reduction in radial loading and pressure impulses as the impeller vanes pass the cutwater of the volute. Combined with pump-out vanes on the back of the impeller to minimize axial hydraulic thrust and a dynamically balanced impeller, Myers can guarantee a minimum L10 (B10) bearing life of 50,000 hours (calculated at worst efficiency point) for any operating point on the pump performance curve, with most running conditions **exceeding 100,000 hours**.



TRIPLE SEALED CORD ENTRY

Myers cord entry system provides triple protection against water penetration, preventing costly pump repairs associated with single seal cord entry designs (except 3MW, 3WHV, 4WHV).

- **Outer Cord Seal**

Rubber compressed busing seals outside of cord jacket.

- **Inner Cord Seal**

Secondary backup protection. Epoxy potting prevents moisture entry from inner cord jacket should the jacket become damaged. Meets explosion-proof, F.M. Class 1, Div. 1, Groups C&D standards.

- **Conductor Water Block**

Solid copper connectors prevent moisture wicking between cord strands.

LOW MAINTENANCE COSTS

Servicing a Myers pump is fast and easy with industry standard components and user-friendly design. No special tools or fixtures are required. Readily available, economical service kits minimize the service time, saving money.

- SUSTAINS HIGH OPERATING EFFICIENCIES
- ENGINEERED FOR DEPENDABLE, LIFETIME SERVICE
- UL LISTED, NONSPARKING EXPLOSION-PROOF

WET PIT INSTALLATION

Myers quick connect, easy glide rail systems are the most dependable and easiest to operate. There are no moving parts; the weight of the pump securely holds everything in place.

Stainless Steel Support Brackets

Maintain proper clearances between rails.

Stainless Steel Guide Rails

Maximum corrosion protection for dependable, long life.

Swing-Pivot Guide Plate

Prevents binding, allowing the pump to move freely along guide rails.

Stainless Steel Lifting Chain

Proof rated for maximum safety and protection.

Stainless Steel Lifting Bail

Base Support

Heavy wall, high tensile cast base supports the pump and rail system, adapting to the discharge piping.

Taper Support Arms

Heavy duty arms positively lock the pump into place, preventing kickback and maintaining high operating efficiencies.

Mounting Plate (3", 4" & 6" Pumps)

Engages the pump to the rail system. Available with optional lift-out check valve assembly.

Stress-Free Rail System

The total pump weight is supported by the support arms. No stress or tension is placed on the rail system.



DRY PIT INSTALLATION

Myers submersible non-clogs are available in base mounted configurations for dry pit installations.

- Clean-out/inspection port on base elbow for quick, convenient servicing.
- Submersible rated pumps for VFD operation.
- Complete product line through 12" discharge.

ENGINEERED TO MAXIMIZE PUMP SYSTEM OPERATING EFFICIENCIES

SINGLE SOURCE RESPONSIBILITY

- Integrated pump/control system for high system operating efficiencies
- Guarantees proper system operation
- Provides maximum value

QUALITY CONTROLS

- UL 508
- UL 698A

Myers specializes in complete engineered packaged pump and control systems. All control panels are custom engineered to the customer's specifications using the highest quality components. Whether you need a simple float controlled lift station or multiple pump control with variable frequency drives, count on Myers to provide exceptional value at a competitive price.



SERVICES

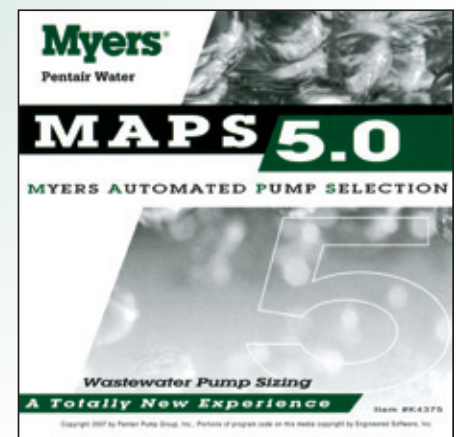
- Expedient quotations
- Complete submittal packages
- Timely deliveries

MYERS CAN PROVIDE ANY TYPE OF CONTROL SYSTEM

- Variable Speed Drive Applications
- SCADA Software
- Programmable Logic Control Systems
- Process Control and Instrumentation
- Built to UL Standards

ENGINEERED SOFTWARE PROGRAMS

Myers provides the most comprehensive system design and analysis available in the industry. Myers is committed to providing the software for all system needs, including pump and hydraulic selection/analysis, budgeting, specifications, controls and complete system design.





**Myers Non-Clog Pumps for
Municipal Wastewater Applications**

WHERE
INNOVATION
MEETS **TRADITION**

The tradition of excellence that began with our dependable double-acting hand pumps in 1870 continues today with innovative designs in non-clog wastewater pumping technology. As a part of the Pentair Pump Group, Myers continues to set the standard for quality, value, and reliability in municipal wastewater pump systems.



Myers' proprietary CSD and MAPS software assists municipal engineers with pump and hydraulic selection/analysis, budgeting, specifications, and complete system design.



Myers[®]
ENGINEERED PRODUCTS

For more information about Myers Non-Clog pump systems, contact your local Myers Distributor or our World Headquarters in Ashland, Ohio.



Myers[®]
ENGINEERED PRODUCTS

1101 Myers Parkway
Ashland, Ohio 44805

Tel: (419) 289-1144

Fax: (419) 289-6658

269 Trillium Drive
Kitchener, Ontario
Canada N2G 4W5

Tel: (519) 748-5470

Fax: (519) 748-2553

www.femyers.com